

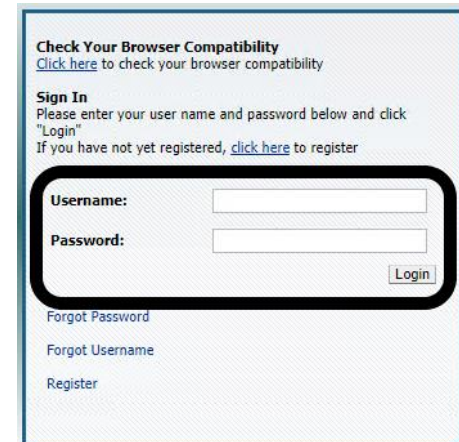
How to Update your Address with Vermont Health Connect

Do we have your correct address? It is important to let us know. We want to make sure you get important information about changes to your health insurance. Updates include moving to a new address, changing which household members live at which address, or whether the primary contact's mailing address is the same as his/her home address.

Step 1: Go to www.VermontHealthConnect.gov and click the orange **LOG IN** button.

Step 2: Enter your username and password and click “Login”. This brings you to your portal account ‘home’ page. It is where you navigate around to different sections of your account. You can enter applications, make payments, do self-service change of circumstances, review eligibility, complete plan selection, review open verification items and send portal messages.

Step 3: Click the “My Profile” tab.



Check Your Browser Compatibility
[Click here](#) to check your browser compatibility

Sign In
Please enter your user name and password below and click "Login"
If you have not yet registered, [click here](#) to register

Username:

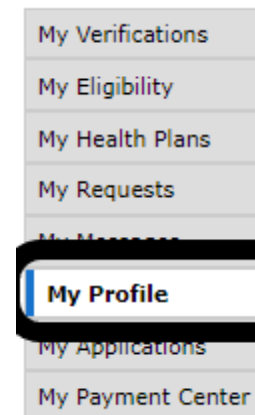
Password:

Login

[Forgot Password](#)

[Forgot Username](#)


[Register](#)



Step 4: On the “My Profile” page, click on the “Change Contact Preferences” hyperlink.



Step 5: To the question “What Kind of Change?”, select “Address” from the drop-down menu. Be sure to include the date this change took effect. Click the blue “NEXT” button



Step 6: Update your address. Be sure to check the “household members who live at this address” box. You can make changes to an existing address, add a new address, or remove an address. This change will affect everyone living at that address. Once the new address is entered and complete, click the blue “NEXT” button.



Step 7: You will be asked to confirm if your home address is your mailing address. These can be different – a PO Box can be your mailing address but not your physical/home address.



If you answer **YES**, click the blue “**NEXT**” button. Go to Step 9.

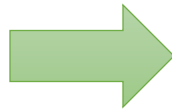
Reaching Ziggy via Mail Restart Save And Exit
Required
What is Ziggy's mailing address?
Is Ziggy's mailing address 51 Phantom Way, Enosburg? Yes No
Back Next >



If you answer **NO**, click the blue “**NEXT**” button. Go to Step 8.

Reaching Ziggy via Mail Restart Save And Exit
Required
What is Ziggy's mailing address?
Is Ziggy's mailing address 51 Phantom Way, Enosburg? Yes No
Back Next >

Step 8: Add/update your mailing address. Once the new address is entered and complete, click the blue “**NEXT**” button.



Ziggy's Mailing Address Restart Save And Exit
Required
What's Ziggy's mailing address?
Street Address (Line 1): * PO Box 25
Apartment or suite number (Line 2):
City: * Enosburg
State: * Vermont
County: * Franklin
ZIP Code (XXXXX): * 05450

Note: If your Household and Mailing address are different, your “My Profile” screen will look like this:



My Profile
Applicant: Ziggy Floyd
Applicant Contact ID:
Household Members: Ziggy Floyd
Household Address(es):
51 Phantom Way
Enosburg, VT 05450
Mailing Address:
PO Box 25
Enosburg, VT 05450

Step 9: The Confirmation page will show the information you entered. Edits are marked with a blue person holding a pencil. You may make edits to these screens by clicking the "Edit" button on the heading for each section.



Confirmation

Restart Save And Exit

***** Required

Please confirm the information below is correct. The information is from the screens you just saw while reporting your change. Values that have been edited are marked with a blue person holding a pencil. You may make edits to these screens by clicking the "Edit" button on the heading for each screen. When you're done, please sign your name in the signature box at the bottom of the screen to submit the updated information.

Home Address Edit

Street Address (Line 1):	25 Phantom Valley
Apartment or suite number (Line 2):	
City:	Enosburg
State:	Vermont
County:	Franklin
ZIP code (XXXXX):	05450
Please select the household members who live at this address:	Ziggy

Step 10: When you're done, sign your name in the signature box at the bottom of the confirmation screen to submit the updated information.



i By entering my name in the box and filing this application, I agree that: *****

Step 11: Click the blue **Confirm** button.

Congratulations!
You have now successfully updated your address with Vermont Health Connect.